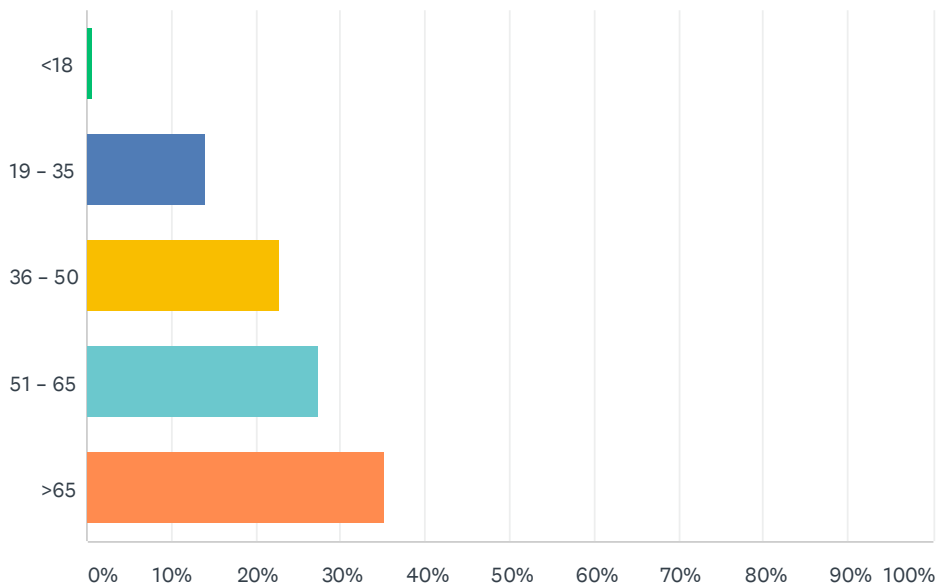


## Q2 What is your age?

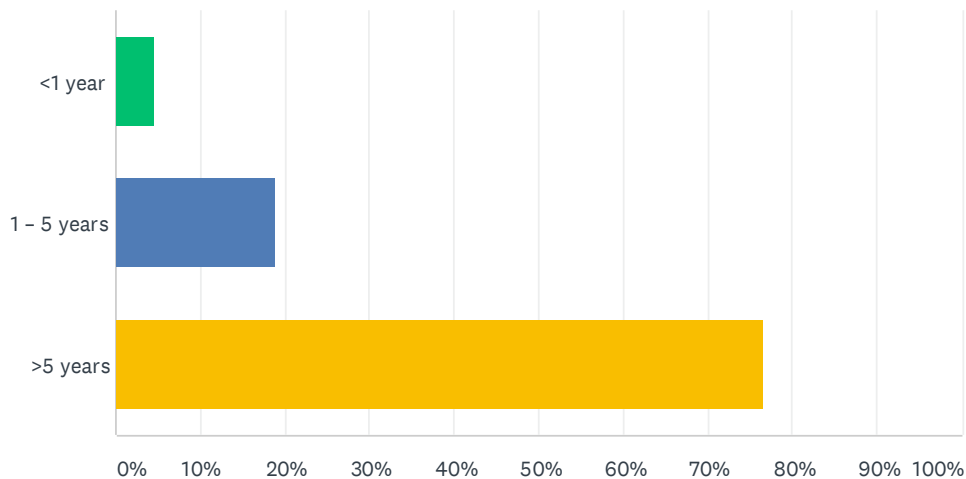
Answered: 347 Skipped: 0



ANSWER CHOICES	RESPONSES	
<18	0.58%	2
19 - 35	14.12%	49
36 - 50	22.77%	79
51 - 65	27.38%	95
>65	35.16%	122
TOTAL		347

### Q3 How long have you lived in Burton Latimer?

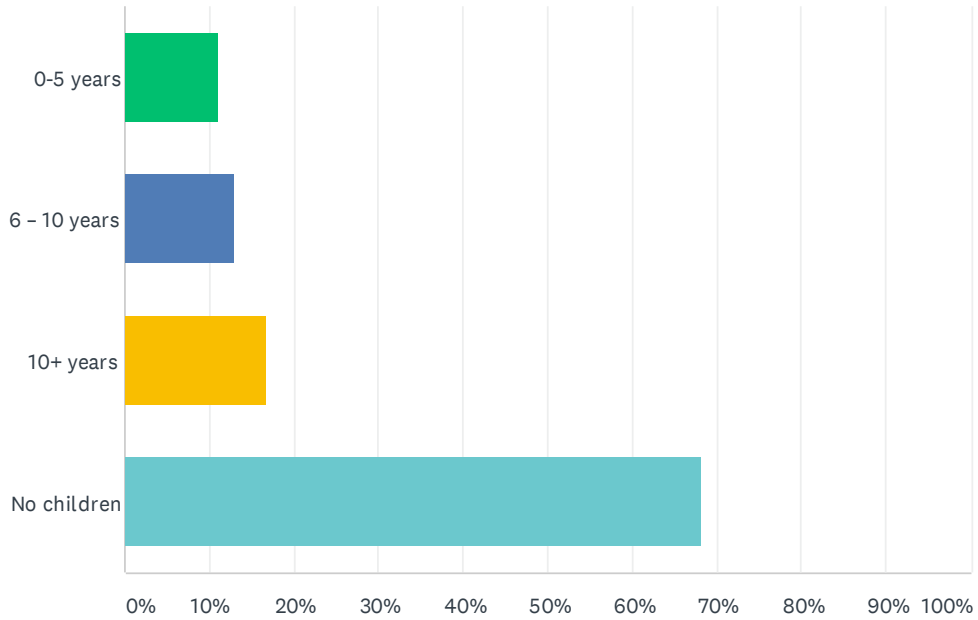
Answered: 346 Skipped: 1



ANSWER CHOICES	RESPONSES
<1 year	4.62% 16
1 – 5 years	18.79% 65
>5 years	76.59% 265
TOTAL	346

### Q4 Does your household include children of the following ages?

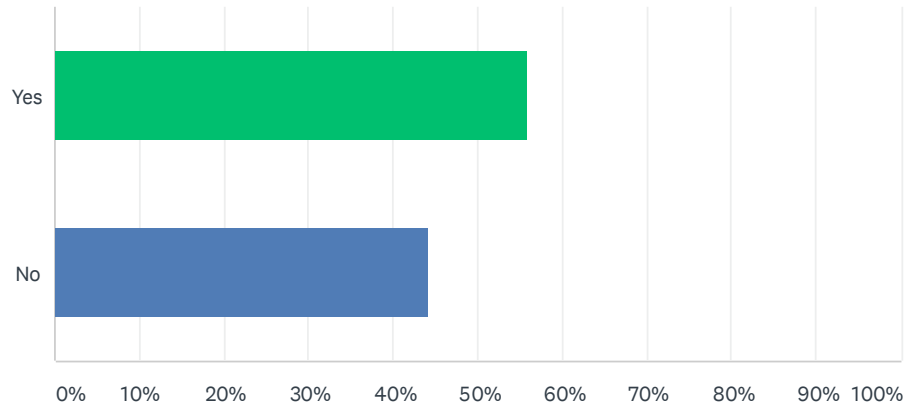
Answered: 345 Skipped: 2



ANSWER CHOICES	RESPONSES	
0-5 years	11.01%	38
6 - 10 years	13.04%	45
10+ years	16.81%	58
No children	68.12%	235
Total Respondents: 345		

### Q5 Have you or any member of your household used the Community Centre within the last 12 months?

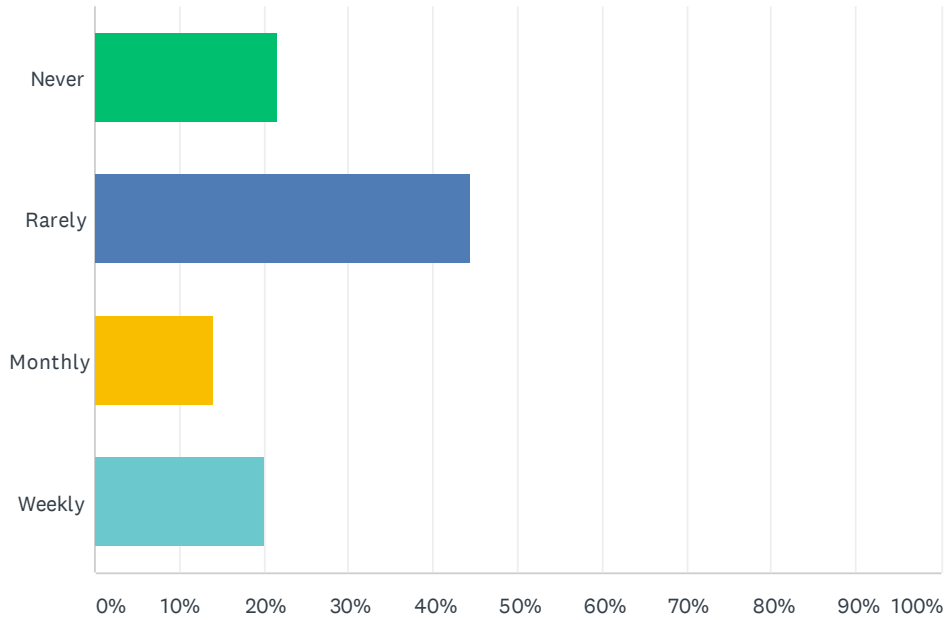
Answered: 345 Skipped: 2



ANSWER CHOICES	RESPONSES	
Yes	55.94%	193
No	44.06%	152
TOTAL		345

### Q6 How frequently do you or your household use the Centre?

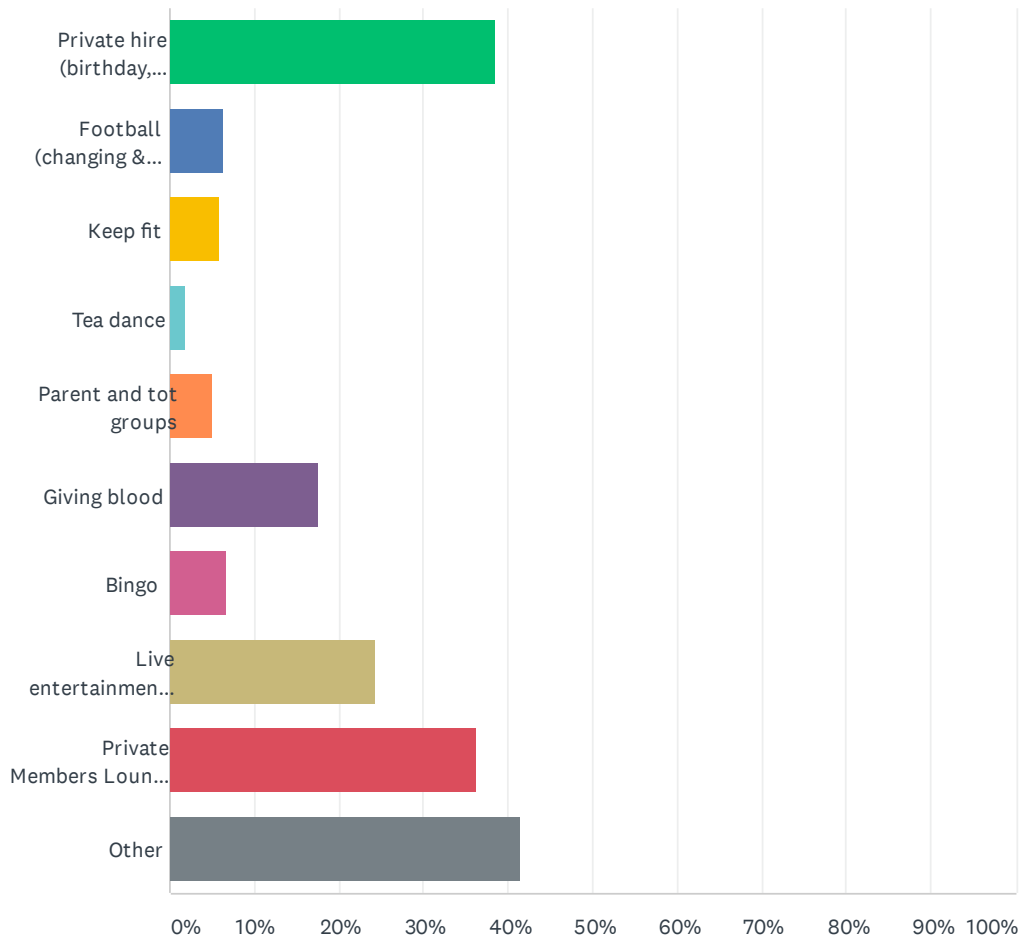
Answered: 343 Skipped: 4



ANSWER CHOICES	RESPONSES	
Never	21.57%	74
Rarely	44.31%	152
Monthly	13.99%	48
Weekly	20.12%	69
TOTAL		343

### Q7 What do you most use the Centre for?

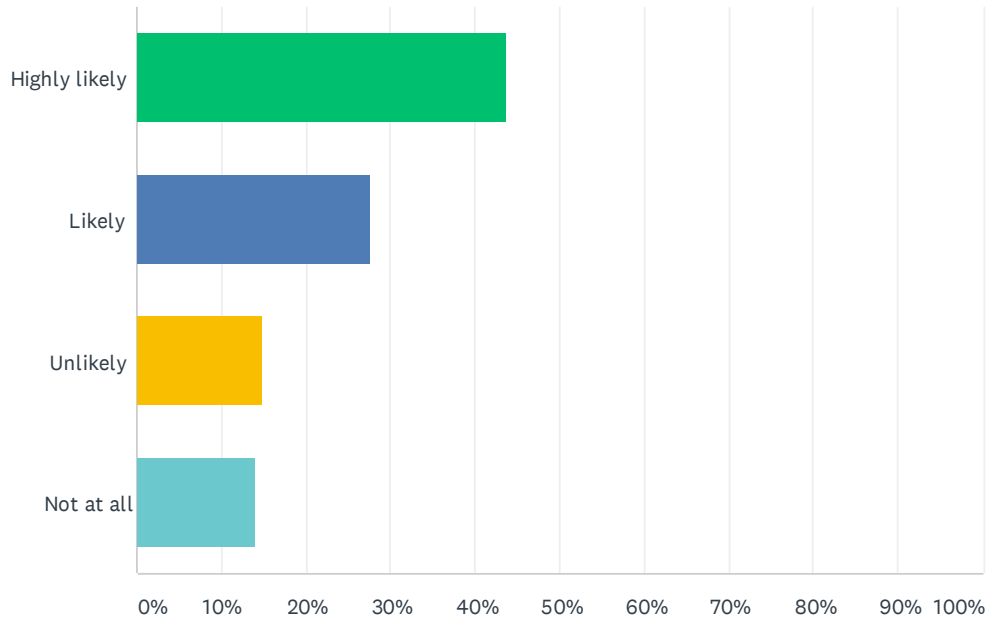
Answered: 302 Skipped: 45



ANSWER CHOICES	RESPONSES	
Private hire (birthday, engagement, parties etc.)	38.41%	116
Football (changing & post-match refreshments)	6.29%	19
Keep fit	5.96%	18
Tea dance	1.99%	6
Parent and tot groups	4.97%	15
Giving blood	17.55%	53
Bingo	6.62%	20
Live entertainment (i.e. music events)	24.17%	73
Private Members Lounge Bar	36.09%	109
Other	41.39%	125
Total Respondents: 302		

## Q8 Do you feel the centre would benefit from the proposed improvements?

Answered: 345 Skipped: 2



ANSWER CHOICES	RESPONSES	
Highly likely	43.77%	151
Likely	27.54%	95
Unlikely	14.78%	51
Not at all	13.91%	48
<b>TOTAL</b>		<b>345</b>